

Signify Classified - Internal
Cooper Lighting Solutions Photometric Lab
1121 Highway 74 South
Peachtree City, GA 30269



Scaled data based on original data using
LM-79-08 Approved Method: Electrical and Photometric Measurements of Solid-
State Lighting Products

Test Report Prepared for
Cooper Lighting Solutions
(formerly Eaton)

Brand: INVUE

Report Number: P871034

Luminaire Tested: **EMM2-HSN-SA1A-830-U-T2R**

Issue Date: 09/05/2024



Test Information

Test Method: LM-79-08
Report Number: P871034
Test Lab: INNOVATION CENTER(G3)
Issue Date: 09/05/2024
Manufacturer: COOPER LIGHTING SOLUTIONS (FORMERLY EATON)
Product Line: INVUE
Catalog Number: EMM2-HSN-SA1A-830-U-T2R
Description: EPIC MODERN SHORT HOUSING DISCRETE LED ARRAYS 40W 80CRI 3000K
FITXURE w/ TYPE II ROADWAY DISTRIBUTION OPTIC
Light Source: (10) 3000K CCT, 80 CRI LEDS
Ballast/Driver: ELECTRONIC DRIVER

Summary

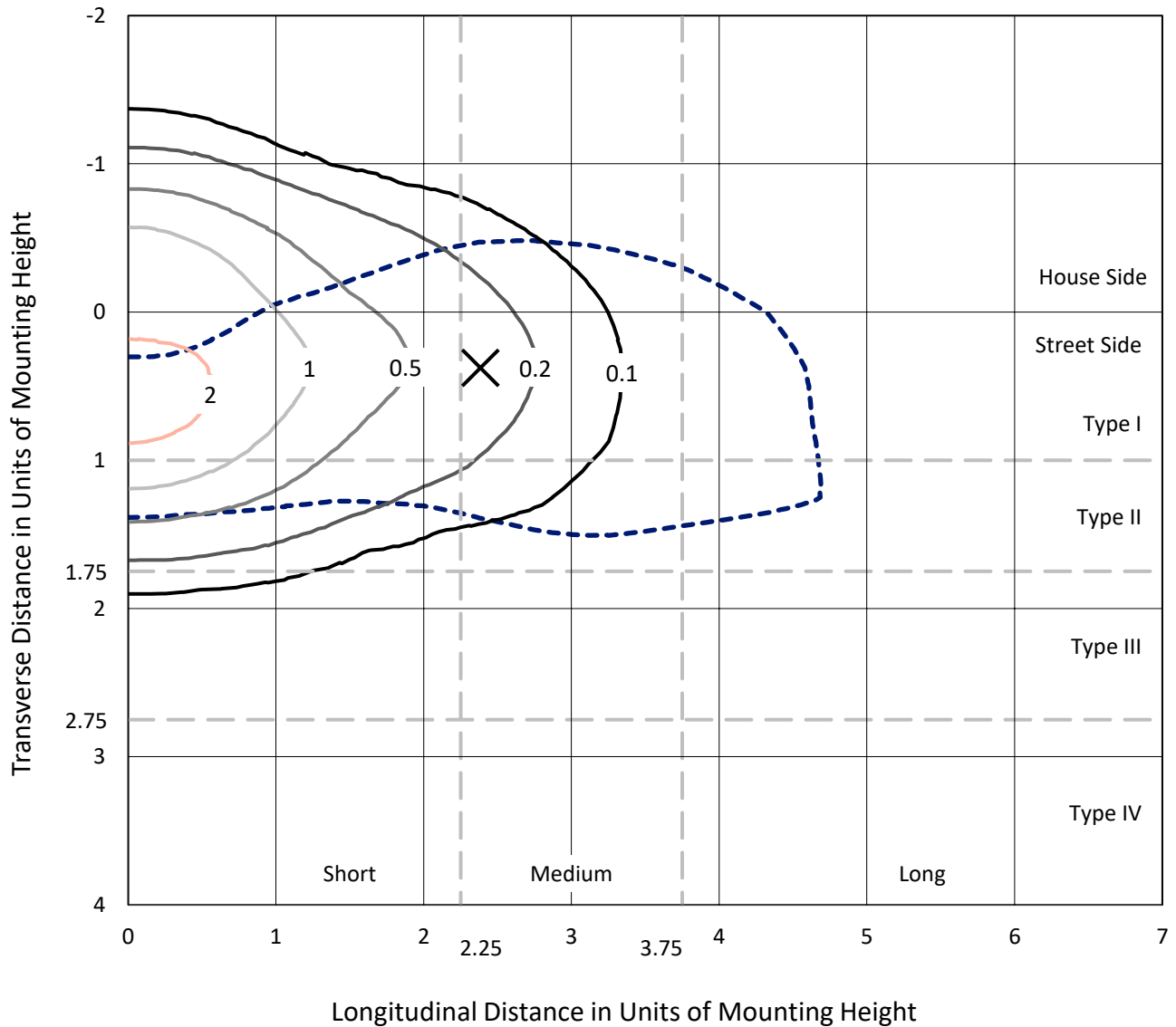
Lumens per Lamp: N/A
Luminaire Lumens: 4352.1 lumens
Efficiency: N/A
Efficacy: 132.7 lumens/watt
Luminous Opening: Rectangular (W 0.33' x L: 0.33' x H: 0')
IES Classification: Type II - Medium
BUG Rating: B1 - U0 - G1

Input Watts (W): 32.8
Input Voltage (V): 120
Input Current (A_{in}): NR
Voltage Rise (V): NR
Power Factor: 0.99
Total Harmonic Distortion (THDi): 9.76%
Frequency (hertz): 60
Stabilization Time: NR
Operation Time: NR
Ambient Temperature (°C): NR
Test Distance: 24 FT

REPORT NUMBER: P871034
 CATALOG NUMBER: EMM2-HSN-SA1A-830-U-T2R

Iso-Footcandle Lines of Horizontal Illumination

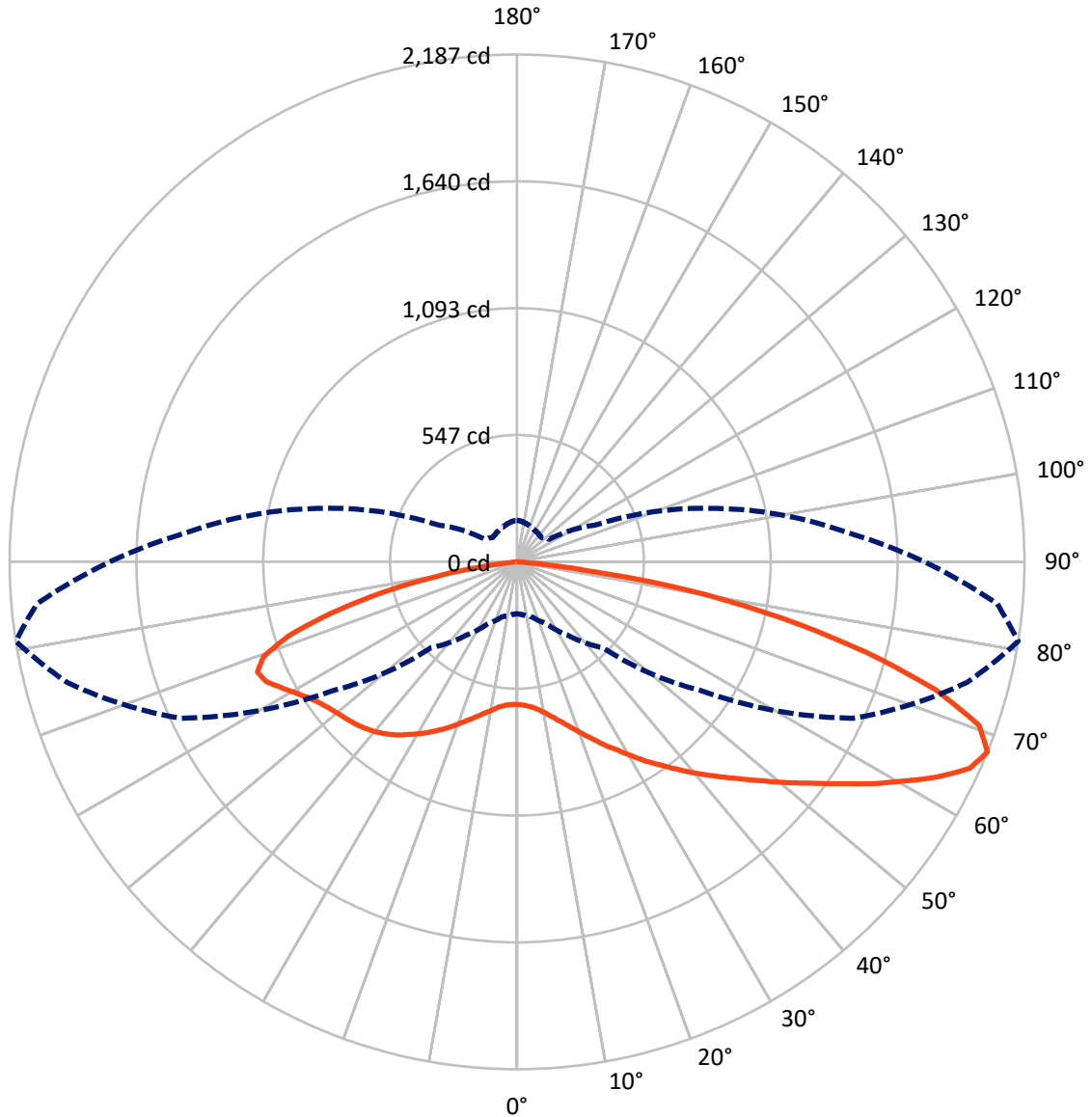
× Max cd
 - - - 1/2 Max cd



Based on 20 foot mounting height. Maximum calculated value = 2.8 fc
 Type II - Medium - N/A

REPORT NUMBER: P871034
CATALOG NUMBER: EMM2-HSN-SA1A-830-U-T2R

Luminous Intensity Polar Plot



— Vertical Plane Through 81-Deg Lateral - - - Horizontal Cone Through 67.5-Deg Vertical

REPORT NUMBER: P871034
 CATALOG NUMBER: EMM2-HSN-SA1A-830-U-T2R

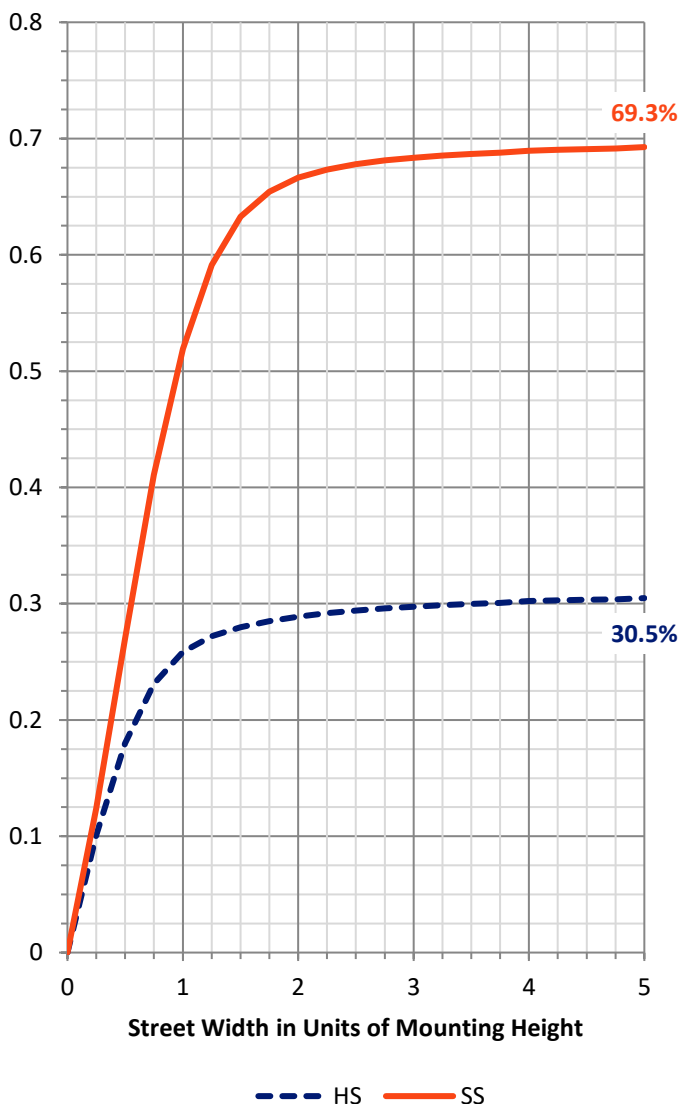
FLUX DISTRIBUTION:

		Downward	Upward	Total
House Side	Lumens	1333.6	0.0	1333.6
	% Fixture	30.6	0.0	30.6
Street Side	Lumens	3018.5	0.0	3018.5
	% Fixture	69.4	0.0	69.4
Total	Lumens	4352.1	0.0	4352.1
	% Fixture	100.0	0.0	100.0

ZONAL LUMENS:

Zone	Lumens	% Fixture
0°-10°	62.7	1.4
10°-20°	222.4	5.1
20°-30°	443.0	10.2
30°-40°	696.0	16.0
40°-50°	863.1	19.8
50°-60°	843.7	19.4
60°-70°	709.5	16.3
70°-80°	450.8	10.4
80°-90°	60.9	1.4
90°-100°	0.0	0.0
100°-110°	0.0	0.0
110°-120°	0.0	0.0
120°-130°	0.0	0.0
130°-140°	0.0	0.0
140°-150°	0.0	0.0
150°-160°	0.0	0.0
160°-170°	0.0	0.0
170°-180°	0.0	0.0
0°-90°	4352.1	100.0
0°-180°	4352.1	100.0

Coefficient of Utilization



REPORT NUMBER: P871034

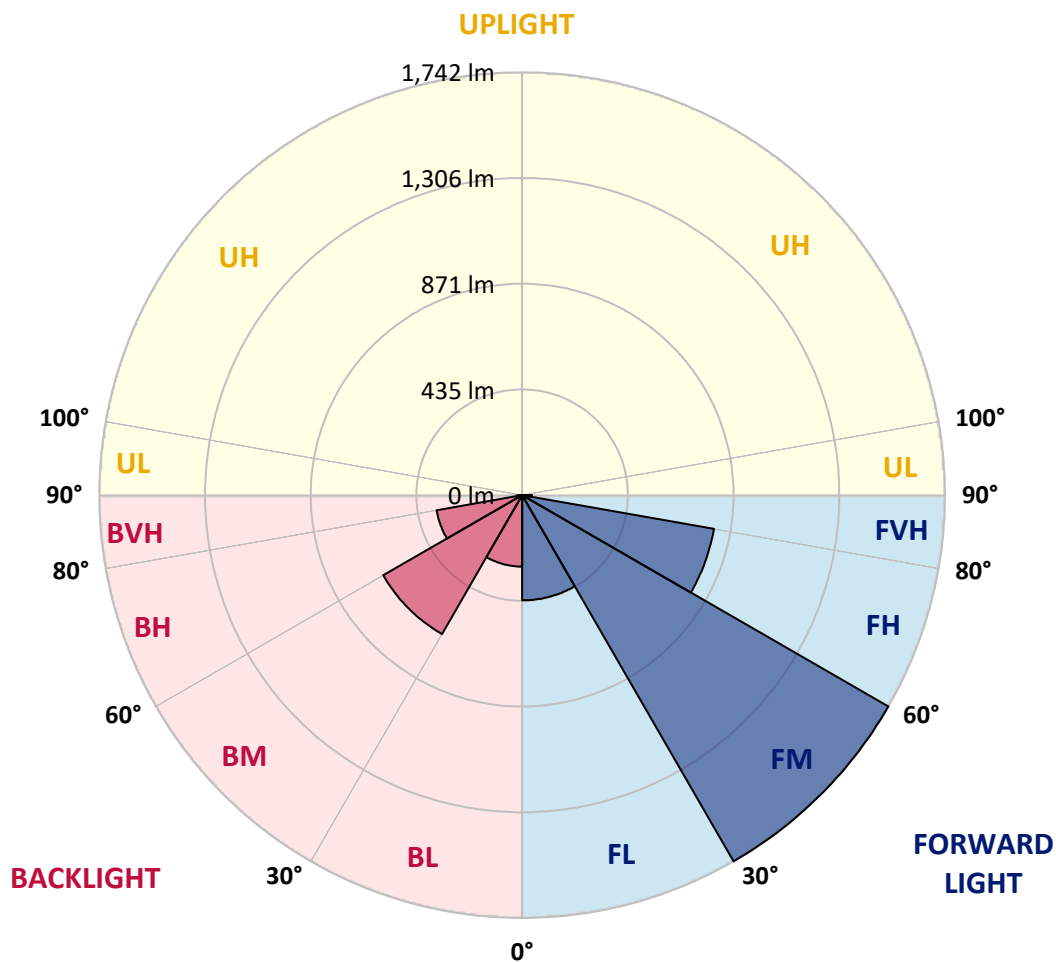
CATALOG NUMBER: EMM2-HSN-SA1A-830-U-T2R

LUMINAIRE CLASSIFICATION SYSTEM LUMEN TABLE AND BUG RATING:

Zone	Lumens	% Fixture	Zone Rating/Lumen Limit		
			B	U	G
FL (0°-30°)	433.5	10.0			
FM (30°-60°)	1741.9	40.0			
FH (60°-80°)	802.4	18.4			G1/1800
FVH (80°-90°)	40.8	0.9			G1/100
BL (0°-30°)	294.6	6.8	B1/500		
BM (30°-60°)	661.0	15.2	B1/1000		
BH (60°-80°)	358.0	8.2	B1/500		G1/500
BVH (80°-90°)	20.1	0.5			G1/100
UL (90°-100°)	0.0	0.0		U0/0	
UH (100°-180°)	0.0	0.0		U0/0	

BUG Rating: B1-U0-G1

Type II Medium





REPORT NUMBER: P871034

CATALOG NUMBER: EMM2-HSN-SA1A-830-U-T2R

CANDELA DISTRIBUTION (FULL):

	0°	5°	15°	25°	35°	45°	55°	65°	75°	81°	85°
0°	614.4	614.4	614.4	614.4	614.4	614.4	614.4	614.4	614.4	614.4	614.4
2.5°	636.0	635.2	635.2	628.2	628.2	626.5	627.4	622.2	619.6	618.8	617.9
5°	681.8	681.8	676.6	672.3	663.6	655.9	649.0	638.6	630.8	627.4	624.8
7.5°	750.8	745.6	743.9	730.9	712.8	697.3	683.5	661.0	646.4	641.2	637.7
10°	835.4	828.5	815.5	800.8	777.5	754.2	726.6	696.4	672.3	661.9	657.6
12.5°	922.5	913.0	894.9	881.1	850.9	815.5	776.7	735.3	701.6	686.9	679.2
15°	1018.3	1013.1	991.6	963.9	928.6	878.5	830.2	779.3	736.1	715.4	702.5
17.5°	1121.9	1114.1	1090.8	1057.2	1007.1	947.6	891.5	825.9	775.8	749.1	734.4
20°	1223.7	1222.0	1187.5	1155.5	1096.8	1022.6	950.1	881.1	818.1	787.0	768.1
22.5°	1337.6	1326.4	1296.2	1251.3	1181.4	1113.2	1027.8	938.1	863.8	827.6	806.0
25°	1455.8	1455.0	1417.9	1362.6	1280.7	1194.4	1102.0	1002.8	918.2	874.2	845.7
27.5°	1602.6	1591.3	1543.9	1480.9	1385.9	1286.7	1179.7	1070.1	970.0	917.3	882.8
30°	1731.1	1727.7	1674.2	1603.4	1497.3	1379.0	1263.4	1146.0	1031.3	969.1	931.2
32.5°	1835.6	1831.2	1785.5	1714.7	1600.8	1478.3	1345.4	1217.7	1092.5	1025.2	975.2
35°	1922.7	1915.8	1868.4	1797.6	1699.2	1574.9	1433.4	1292.7	1159.8	1077.9	1030.4
37.5°	1957.2	1951.2	1912.4	1853.7	1763.1	1649.2	1512.8	1375.6	1227.2	1137.4	1083.9
40°	1944.3	1940.8	1913.2	1872.7	1803.6	1708.7	1588.7	1461.9	1303.1	1200.4	1136.5
42.5°	1883.0	1883.0	1865.8	1845.1	1810.5	1742.4	1656.1	1544.7	1376.5	1263.4	1186.6
45°	1796.7	1793.3	1787.2	1779.5	1774.3	1748.4	1700.1	1616.4	1457.6	1332.4	1247.0
47.5°	1681.9	1684.5	1680.2	1683.7	1705.2	1721.6	1719.1	1682.8	1540.4	1408.4	1306.6
50°	1501.6	1513.7	1527.5	1568.0	1612.0	1657.8	1700.1	1730.3	1637.9	1494.7	1375.6
52.5°	1278.1	1283.3	1320.4	1416.2	1510.2	1570.6	1650.9	1751.8	1724.2	1584.4	1456.7
55°	1002.8	1012.3	1068.4	1203.9	1371.3	1486.9	1581.0	1742.4	1812.3	1687.1	1551.6
57.5°	718.9	724.9	814.7	954.5	1172.8	1367.0	1501.6	1704.4	1883.0	1803.6	1649.2
60°	510.9	522.1	579.9	716.3	926.0	1201.3	1429.1	1649.2	1948.6	1917.5	1776.9
62.5°	377.1	383.2	423.7	523.0	695.6	975.2	1335.0	1608.6	1991.8	2040.1	1904.6
65°	283.9	286.5	314.1	382.3	520.4	718.9	1186.6	1600.8	2015.9	2144.5	2017.6
67.5°	223.5	227.8	245.1	291.7	387.5	523.0	966.5	1595.6	2007.3	2186.8	2077.2
70°	188.1	189.0	201.9	227.8	290.0	376.3	722.3	1518.0	1959.0	2112.6	2022.0
72.5°	163.1	163.1	169.1	189.9	233.0	284.8	491.9	1332.4	1836.4	1887.3	1830.4
75°	132.0	131.2	141.5	161.4	187.3	219.2	330.5	1008.8	1579.3	1553.4	1506.8
77.5°	114.8	113.9	122.5	139.8	154.5	175.2	226.1	655.0	1242.7	1165.0	1135.7
80°	98.4	95.8	102.7	119.1	126.9	136.4	156.2	381.4	812.1	763.7	728.4
82.5°	74.2	68.2	66.4	80.3	85.4	79.4	79.4	133.8	295.1	297.7	275.3
85°	6.0	6.9	8.6	10.4	14.7	16.4	17.3	28.5	44.0	42.3	43.1
87.5°	0.9	0.9	0.9	1.7	1.7	2.6	2.6	2.6	3.5	3.5	3.5
90°	0.0	0.0	0.0	0.0	0.0	0.0	0.0	0.0	0.0	0.0	0.0



REPORT NUMBER: P871034

CATALOG NUMBER: EMM2-HSN-SA1A-830-U-T2R

CANDELA DISTRIBUTION (continued):

	90°	95°	105°	115°	125°	135°	145°	155°	165°	175°	180°
0°	614.4	614.4	614.4	614.4	614.4	614.4	614.4	614.4	614.4	614.4	614.4
2.5°	617.0	615.3	613.6	613.6	613.6	611.9	611.0	611.0	610.1	607.5	606.7
5°	623.1	620.5	617.9	617.9	617.9	617.0	616.2	617.0	616.2	613.6	612.7
7.5°	635.2	631.7	628.2	628.2	630.0	629.1	629.1	630.0	629.1	626.5	625.7
10°	652.4	647.2	645.5	645.5	647.2	646.4	645.5	645.5	644.6	640.3	642.1
12.5°	671.4	666.2	664.5	665.4	664.5	662.8	663.6	661.0	660.2	653.3	652.4
15°	695.6	689.5	686.1	686.9	684.3	680.9	677.4	675.7	672.3	666.2	664.5
17.5°	723.2	713.7	709.4	709.4	704.2	697.3	692.1	686.9	681.8	674.9	673.1
20°	749.9	741.3	734.4	732.7	722.3	711.1	701.6	693.0	686.9	679.2	677.4
22.5°	783.6	771.5	762.0	754.2	738.7	720.6	705.9	693.8	685.2	676.6	674.0
25°	819.0	801.7	786.2	771.5	749.9	724.0	703.3	686.1	674.9	665.4	663.6
27.5°	854.4	831.9	809.5	786.2	753.4	719.7	690.4	669.7	655.0	642.9	641.2
30°	892.3	864.7	829.3	795.7	752.5	708.5	671.4	642.1	624.8	611.0	609.3
32.5°	931.2	896.6	848.3	802.6	748.2	692.1	643.8	612.7	591.1	575.6	571.3
35°	974.3	932.0	865.6	805.2	736.1	667.9	614.4	575.6	550.6	535.0	531.6
37.5°	1018.3	964.8	876.8	803.4	718.9	639.5	576.5	536.8	507.4	485.9	482.4
40°	1063.2	995.0	883.7	794.8	694.7	604.1	541.1	492.8	450.5	430.6	421.1
42.5°	1104.6	1022.6	887.1	782.7	667.9	567.0	494.5	431.5	391.8	370.2	374.5
45°	1147.8	1048.5	888.0	768.1	632.6	519.5	435.8	377.1	337.4	321.0	319.3
47.5°	1184.9	1070.1	886.3	747.3	592.9	465.1	374.5	318.4	289.1	273.6	271.8
50°	1234.1	1094.3	883.7	723.2	541.1	403.0	317.6	271.8	245.1	233.0	232.1
52.5°	1283.3	1121.0	882.0	689.5	486.7	344.3	265.8	229.6	211.4	205.4	203.7
55°	1348.0	1153.8	882.8	650.7	424.6	283.9	225.2	200.2	190.7	188.1	188.1
57.5°	1422.2	1196.1	888.0	607.5	359.9	234.7	195.9	184.7	183.8	185.5	186.4
60°	1511.9	1252.2	898.4	562.7	300.3	198.5	178.6	177.8	180.4	186.4	188.1
62.5°	1612.9	1313.5	911.3	504.0	243.4	174.3	169.1	172.6	176.0	183.0	183.8
65°	1701.8	1382.5	919.1	447.9	203.7	160.5	163.1	164.8	173.5	183.0	183.0
67.5°	1755.3	1432.5	889.7	377.1	170.0	148.4	153.6	158.8	168.3	176.9	178.6
70°	1737.2	1416.2	789.6	292.6	144.1	137.2	143.3	151.0	160.5	170.9	176.0
72.5°	1611.2	1299.6	641.2	213.2	125.1	126.9	134.6	145.0	153.6	164.8	171.7
75°	1347.1	1084.8	462.6	153.6	109.6	116.5	128.6	137.2	143.3	145.8	146.7
77.5°	1022.6	797.4	315.0	114.8	94.9	104.4	117.4	126.9	128.6	130.3	132.0
80°	667.9	507.4	177.8	80.3	72.5	85.4	95.8	106.1	102.7	107.9	109.6
82.5°	282.2	221.8	81.1	39.7	33.7	36.2	38.8	34.5	31.9	31.9	27.6
85°	37.1	28.5	12.1	5.2	4.3	2.6	2.6	2.6	1.7	1.7	1.7
87.5°	3.5	3.5	2.6	2.6	1.7	1.7	0.9	1.7	0.9	0.9	0.9
90°	0.0	0.0	0.0	0.0	0.0	0.0	0.0	0.0	0.0	0.0	0.0

Cooper Lighting Solutions Photometric Lab
1121 Highway 74 South
Peachtree City, GA 30269



LM-79-2019: Approved Method: Electrical and Photometric Measurements of Solid-State Lighting Products

Report Prepared for

Cooper Lighting Solutions

Streetworks

Report Number: SP1-2407-157-7

Test Date: 09/05/2024

Luminaire Tested: MEM2-HTN-SA-40-830-U-5WQ

Data in this report applies to families of products including MEM2-HTN-SA-40-830-U-5WQ

Test Information

Test Method: LM-79-2019
 Report Number: SP1-2407-157-7
 Test Lab: COOPER LIGHTING SOLUTIONS
 Photometer: SP1 - 76IN SPHERE
 Measurement Geometry: 4π
 Issue Date: 09/05/2024
 Manufacturer: COOPER LIGHTING SOLUTIONS
 Product Line: Streetworks
 Catalog Number: **MEM2-HTN-SA-40-830-U-5WQ**
 Description: Epic Modern Light Square 40W 5WQ Optic

Spectral Parameters

CCT (K): 3126
 CIE u': 0.2465
 CIE v': 0.5182
 Duv: -0.0004
 CIE x: 0.4277
 CIE y: 0.3997
 CIE z: 0.1727
 Peak Wavelength (nm): 601
 Dominant Wavelength (nm): 582
 Purity: 48.31913
 Rf: 84.4
 Rg: 94.7

CRI (Ra):	82.6		
R1:	81.4	R9:	5.1
R2:	92.2	R10:	82.2
R3:	94.9	R11:	79.8
R4:	80.1	R12:	70.4
R5:	81.8	R13:	84.2
R6:	90.5	R14:	97.9
R7:	81.8	R15:	73.6
R8:	58.0		



Test Conditions

Stabilization Time: 22M
 Operation Time: 1H 22M
 Sphere Temperature (°C): 24.3

REPORT NUMBER: SP1-2407-157-7

Measurement and Test Equipment			
Instrument	Identification Number	Calibration Date	Calibration Due Date
Photometer	IN0058	6/18/2024	12/18/2024
Power Meter	INXT2011004	2/8/2024	2/8/2025
AC Power Source	IN0063	10/24/2023	10/24/2024
DC Power Source	IN0208	10/24/2023	10/24/2024
Sphere Thermometer	IN0085	10/24/2023	10/24/2024
Room Thermometer	IN0046	10/24/2023	10/24/2024

REPORT NUMBER: SP1-2407-157-7

CIE 1931 Chromaticity Diagram



CIE 1931 Chromaticity Diagram with 2017 ANSI 7-Step and 4-Step Quadrangles



CCT = 3126K
 CIE x = 0.4277
 CIE y = 0.3997
 Duv = -0.0004

Point lies inside the ANSI 3000K 4-step quadrangle

REPORT NUMBER: SP1-2407-157-7

Photopic Flux vs. Wavelength



Photopic Lumens: NR

λ (nm)	Power W [^] /nm	Lumens (ϕ /nm)	λ (nm)	Power W [^] /nm	Lumens (ϕ /nm)	λ (nm)	Power W [^] /nm	Lumens (ϕ /nm)	λ (nm)	Power W [^] /nm	Lumens (ϕ /nm)	λ (nm)	Power W [^] /nm	Lumens (ϕ /nm)
360	0	NR	490	258	NR	620	908	NR	750	26	NR	880	1	NR
365	0	NR	495	297	NR	625	857	NR	755	22	NR	885	0	NR
370	0	NR	500	345	NR	630	801	NR	760	19	NR	890	0	NR
375	0	NR	505	391	NR	635	738	NR	765	16	NR	895	0	NR
380	0	NR	510	426	NR	640	675	NR	770	14	NR	900	0	NR
385	0	NR	515	456	NR	645	610	NR	775	12	NR	905	0	NR
390	0	NR	520	480	NR	650	547	NR	780	10	NR	910	0	NR
395	0	NR	525	500	NR	655	488	NR	785	9	NR	915	0	NR
400	0	NR	530	517	NR	660	429	NR	790	7	NR	920	0	NR
405	2	NR	535	538	NR	665	378	NR	795	6	NR	925	0	NR
410	4	NR	540	558	NR	670	328	NR	800	5	NR	930	0	NR
415	9	NR	545	584	NR	675	285	NR	805	5	NR	935	0	NR
420	16	NR	550	611	NR	680	247	NR	810	4	NR	940	0	NR
425	31	NR	555	646	NR	685	212	NR	815	3	NR	945	0	NR
430	56	NR	560	687	NR	690	183	NR	820	3	NR	950	0	NR
435	101	NR	565	731	NR	695	156	NR	825	3	NR	955	0	NR
440	178	NR	570	780	NR	700	133	NR	830	2	NR	960	0	NR
445	323	NR	575	832	NR	705	114	NR	835	2	NR	965	0	NR
450	566	NR	580	883	NR	710	96	NR	840	2	NR	970	0	NR
455	645	NR	585	927	NR	715	82	NR	845	1	NR	975	0	NR
460	457	NR	590	963	NR	720	70	NR	850	1	NR	980	0	NR
465	365	NR	595	985	NR	725	59	NR	855	1	NR	985	0	NR
470	317	NR	600	998	NR	730	50	NR	860	1	NR	990	0	NR
475	244	NR	605	994	NR	735	43	NR	865	1	NR	995	0	NR
480	218	NR	610	978	NR	740	36	NR	870	1	NR	1000	0	NR
485	233	NR	615	947	NR	745	31	NR	875	1	NR			

REPORT NUMBER: SP1-2407-157-7

Scotopic Flux vs. Wavelength



Scotopic Lumens: NR

S/P: 1.42

λ (nm)	Power W [^] /nm	Lumens (φ/nm)	λ (nm)	Power W [^] /nm	Lumens (φ/nm)	λ (nm)	Power W [^] /nm	Lumens (φ/nm)	λ (nm)	Power W [^] /nm	Lumens (φ/nm)	λ (nm)	Power W [^] /nm	Lumens (φ/nm)
360	0	NR	490	258	NR	620	908	NR	750	26	NR	880	1	NR
365	0	NR	495	297	NR	625	857	NR	755	22	NR	885	0	NR
370	0	NR	500	345	NR	630	801	NR	760	19	NR	890	0	NR
375	0	NR	505	391	NR	635	738	NR	765	16	NR	895	0	NR
380	0	NR	510	426	NR	640	675	NR	770	14	NR	900	0	NR
385	0	NR	515	456	NR	645	610	NR	775	12	NR	905	0	NR
390	0	NR	520	480	NR	650	547	NR	780	10	NR	910	0	NR
395	0	NR	525	500	NR	655	488	NR	785	9	NR	915	0	NR
400	0	NR	530	517	NR	660	429	NR	790	7	NR	920	0	NR
405	2	NR	535	538	NR	665	378	NR	795	6	NR	925	0	NR
410	4	NR	540	558	NR	670	328	NR	800	5	NR	930	0	NR
415	9	NR	545	584	NR	675	285	NR	805	5	NR	935	0	NR
420	16	NR	550	611	NR	680	247	NR	810	4	NR	940	0	NR
425	31	NR	555	646	NR	685	212	NR	815	3	NR	945	0	NR
430	56	NR	560	687	NR	690	183	NR	820	3	NR	950	0	NR
435	101	NR	565	731	NR	695	156	NR	825	3	NR	955	0	NR
440	178	NR	570	780	NR	700	133	NR	830	2	NR	960	0	NR
445	323	NR	575	832	NR	705	114	NR	835	2	NR	965	0	NR
450	566	NR	580	883	NR	710	96	NR	840	2	NR	970	0	NR
455	645	NR	585	927	NR	715	82	NR	845	1	NR	975	0	NR
460	457	NR	590	963	NR	720	70	NR	850	1	NR	980	0	NR
465	365	NR	595	985	NR	725	59	NR	855	1	NR	985	0	NR
470	317	NR	600	998	NR	730	50	NR	860	1	NR	990	0	NR
475	244	NR	605	994	NR	735	43	NR	865	1	NR	995	0	NR
480	218	NR	610	978	NR	740	36	NR	870	1	NR	1000	0	NR
485	233	NR	615	947	NR	745	31	NR	875	1	NR			

REPORT NUMBER: SP1-2407-157-7

Melanopic Flux vs. Wavelength



Melanopic Lumens: NR

M/P: 2.79

λ (nm)	Power W [^] /nm	Lumens (φ/nm)	λ (nm)	Power W [^] /nm	Lumens (φ/nm)	λ (nm)	Power W [^] /nm	Lumens (φ/nm)	λ (nm)	Power W [^] /nm	Lumens (φ/nm)	λ (nm)	Power W [^] /nm	Lumens (φ/nm)
360	0	NR	490	258	NR	620	908	NR	750	26	NR	880	1	NR
365	0	NR	495	297	NR	625	857	NR	755	22	NR	885	0	NR
370	0	NR	500	345	NR	630	801	NR	760	19	NR	890	0	NR
375	0	NR	505	391	NR	635	738	NR	765	16	NR	895	0	NR
380	0	NR	510	426	NR	640	675	NR	770	14	NR	900	0	NR
385	0	NR	515	456	NR	645	610	NR	775	12	NR	905	0	NR
390	0	NR	520	480	NR	650	547	NR	780	10	NR	910	0	NR
395	0	NR	525	500	NR	655	488	NR	785	9	NR	915	0	NR
400	0	NR	530	517	NR	660	429	NR	790	7	NR	920	0	NR
405	2	NR	535	538	NR	665	378	NR	795	6	NR	925	0	NR
410	4	NR	540	558	NR	670	328	NR	800	5	NR	930	0	NR
415	9	NR	545	584	NR	675	285	NR	805	5	NR	935	0	NR
420	16	NR	550	611	NR	680	247	NR	810	4	NR	940	0	NR
425	31	NR	555	646	NR	685	212	NR	815	3	NR	945	0	NR
430	56	NR	560	687	NR	690	183	NR	820	3	NR	950	0	NR
435	101	NR	565	731	NR	695	156	NR	825	3	NR	955	0	NR
440	178	NR	570	780	NR	700	133	NR	830	2	NR	960	0	NR
445	323	NR	575	832	NR	705	114	NR	835	2	NR	965	0	NR
450	566	NR	580	883	NR	710	96	NR	840	2	NR	970	0	NR
455	645	NR	585	927	NR	715	82	NR	845	1	NR	975	0	NR
460	457	NR	590	963	NR	720	70	NR	850	1	NR	980	0	NR
465	365	NR	595	985	NR	725	59	NR	855	1	NR	985	0	NR
470	317	NR	600	998	NR	730	50	NR	860	1	NR	990	0	NR
475	244	NR	605	994	NR	735	43	NR	865	1	NR	995	0	NR
480	218	NR	610	978	NR	740	36	NR	870	1	NR	1000	0	NR
485	233	NR	615	947	NR	745	31	NR	875	1	NR			

Summary

$R_f = 84.4$
 $R_g = 94.7$
 $CIE R_a = 82.6$
 $R_9 = 5.1$



Color Vector Graphics



Individual Sample Fidelity Index ($R_{f,i}$)

CES01 = 86	CES26 = 86	CES51 = 93	CES76 = 82
CES02 = 63	CES27 = 92	CES52 = 93	CES77 = 84
CES03 = 31	CES28 = 94	CES53 = 89	CES78 = 81
CES04 = 70	CES29 = 92	CES54 = 89	CES79 = 90
CES05 = 49	CES30 = 91	CES55 = 86	CES80 = 89
CES06 = 51	CES31 = 93	CES56 = 85	CES81 = 72
CES07 = 42	CES32 = 85	CES57 = 83	CES82 = 95
CES08 = 41	CES33 = 97	CES58 = 84	CES83 = 94
CES09 = 29	CES34 = 92	CES59 = 91	CES84 = 91
CES10 = 76	CES35 = 96	CES60 = 90	CES85 = 74
CES11 = 59	CES36 = 81	CES61 = 87	CES86 = 68
CES12 = 65	CES37 = 96	CES62 = 83	CES87 = 84
CES13 = 43	CES38 = 86	CES63 = 87	CES88 = 88
CES14 = 74	CES39 = 98	CES64 = 79	CES89 = 75
CES15 = 71	CES40 = 96	CES65 = 78	CES90 = 89
CES16 = 47	CES41 = 96	CES66 = 77	CES91 = 73
CES17 = 50	CES42 = 97	CES67 = 76	CES92 = 63
CES18 = 56	CES43 = 91	CES68 = 80	CES93 = 77
CES19 = 72	CES44 = 99	CES69 = 85	CES94 = 61
CES20 = 66	CES45 = 93	CES70 = 78	CES95 = 73
CES21 = 87	CES46 = 90	CES71 = 74	CES96 = 84
CES22 = 79	CES47 = 94	CES72 = 91	CES97 = 88
CES23 = 92	CES48 = 83	CES73 = 74	CES98 = 85
CES24 = 91	CES49 = 91	CES74 = 90	CES99 = 76
CES25 = 72	CES50 = 93	CES75 = 78	



Color Rendition by Hue-Angle Bin



Measure Comparisons



(END OF REPORT)